



Commonwealth Healthcare Corporation

Commonwealth of the Northern Mariana Islands



CNMI Weekly Syndromic Surveillance Report

EPI WEEK 45

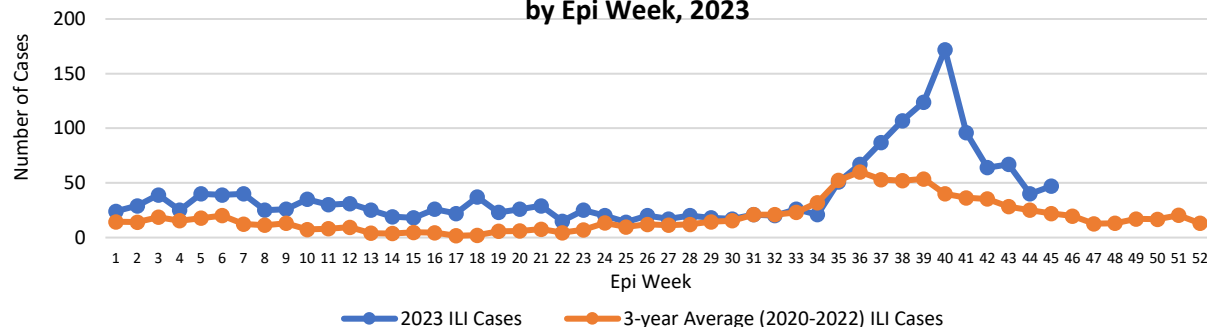
EPI WEEK DATE: November 05 – November 11, 2023

Clinic	Influenza-Like-Illness (ILI)		Diarrhea (DIA)		Prolonged Fever (PF)		Acute Fever and Rash (AFR)		Total Encounters	
	Last week	Current week	Last week	Current week	Last week	Current week	Last week	Current week	Last week	Current week
CHCC Family Care Clinic	0	2	2	1	0	2	0	0	255	213
CHCC Women's Clinic	0	0	0	0	0	0	0	0	79	95
CHCC Children's Clinic	10	10	0	1	8	11	0	0	179	218
CHCC Emergency Room	26	31	5	7	6	10	0	0	407	416
Kagman Isla Community Health	1	0	0	0	0	0	0	0	170	144
Tinian Isla Community Health	0	1	0	0	0	0	0	0	32	30
Southern Isla Community Health	0	0	0	0	0	0	0	0	89	80
CHCC Tinian Health Center	3	1	0	0	0	0	0	0	77	87
CHCC Rota Health Center	0	2	1	1	0	0	0	0	31	27
	40	47	8	10	14	23	0	0	1319	1310

KEY TAKEAWAYS

- **1% Decrease** in **Total Encounters** from the last epi week to the current epi week.
- **18% Decrease** in **Influenza Like Illness cases** were seen this epi week (#45) compared to the average of the previous 3 epi weeks (#44, 43, & 42).
- **21% Increase** in **Prolonged Fever cases** were seen this epi week (#45) compared to the average of the previous 3 epi weeks (#44, 43, & 42).
 - 12 Influenza cases:
6 Flu A / 5 Flu B / 1 Flu A&B
 - 4 COVID-19 cases

Total Number of Influenza-like Illness (ILI) Cases Reported in the CNMI by Epi Week, 2023



ALERTS AND TRENDS

- ↑ ILI: Increase from previous week
- ↑ PF: Increase from previous week
- ↔ AFR: Stable from previous week
- ↑ DIA: Increase from previous week

Syndromes	Epi Week				% Change from current week to previous 3 weeks	COVID Hospitalizations	
	45	44	43	42		Date Range	Totals
Acute Fever and Rash	0	0	0	0	Unstable	November 05 – November 11, 2023	0
Prolonged fever	23	14	20	23	21%	October 29 – November 04, 2023	0
Influenza-like illness	47	40	67	64	-18%	11/09/2021 – 11/11/2023	313
Diarrhea	10	8	11	15	-12%		



Commonwealth Healthcare Corporation

Commonwealth of the Northern Mariana Islands



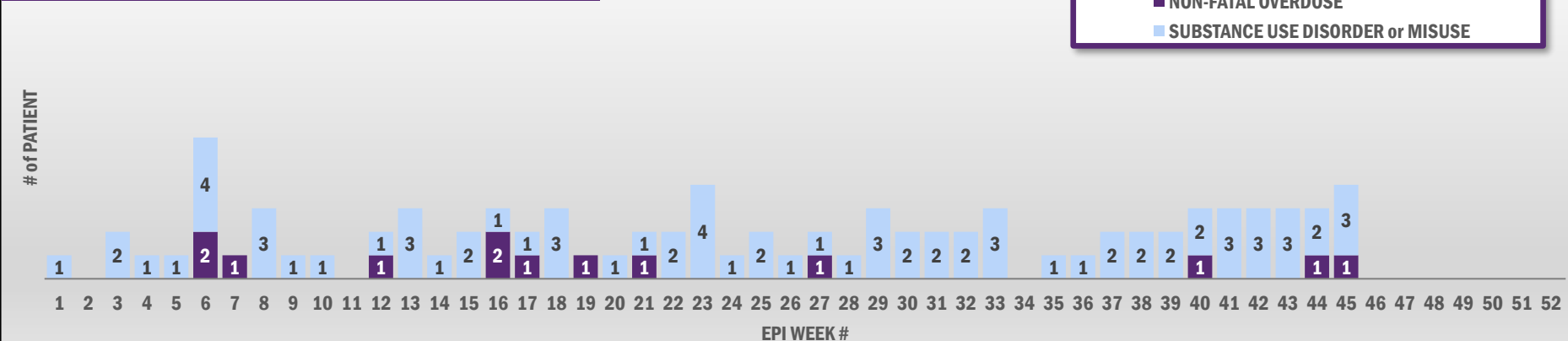
CNMI Weekly Prescription Drug Monitoring Program (PDMP) Report

EPI WEEK 45 | EPI WEEK DATE: NOVEMBER 5 – NOVEMBER 11, 2023

WEEKLY CASE COUNTS											
POLYSUBSTANCE		OPIOID			STIMULANT			BENZODIAZEPINE			OTHER SUBSTANCE
OVERDOSE	MISUSE	OVERDOSE	ODU	MISUSE	OVERDOSE	StUD	MISUSE	OVERDOSE	BUD	MISUSE	OVERDOSE
0	0	0	0	0	0	0	3	0	0	0	1

NOTE: The encounters have been monitored since 2020. Some individuals might be involved in multiple cases or flagged multiple times for the same type of encounter in a single EPI week. The overdose Surveillance has expanded to include Stimulant and Polysubstance cases in 2021, Benzodiazepine cases in 2022. The Polysubstance cases are also counted under respective categories. Prior cases of any overdose related encounters might be duplicated under Other Substance Overdose category. Other Substance category analysis is solely depending on indications from the providers' notes. The substances reported are not verified by NDC number or DEA substance database.

PDMP IDENTIFIED CASES: NUMBER OF PATIENT/ENCOUNTER FLAGGED by EPI WEEK 2023



CASE: DEFINITION	
OVERDOSE	Injury to the body (poisoning) that happens when a drug is taken in excessive amounts. An overdose can be fatal or nonfatal, accidental or intentional.
POLY-SUBSTANCE	The use of more than one drug, also known as polysubstance use, is common. This includes when two or more are taken together or within a short time period, either intentionally or unintentionally. Intentional polysubstance use occurs when a person takes a drug to increase or decrease the effects of a different drug or wants to experience the effects of the combination. Unintentional polysubstance use occurs when a person takes drugs that have been mixed or cut with other substances, like fentanyl, without their knowledge. Whether intentional or not, mixing drugs is never safe because the effects from combining drugs may be stronger and more unpredictable than one drug alone, and even deadly. *For overdose Surveillance, Poly-Substance Use only includes encounters associated with Opioids, Stimulants, and/or Benzodiazepines.
MISUSE	The use of illegal drugs and/or the use of prescription drugs in a manner other than as directed by a doctor, such as use in greater amounts, more often, or longer than told to take a drug or using someone else's prescription.
OPIOID USE DISORDER	A problematic pattern of opioid, stimulant, or benzodiazepine uses that lead to serious impairment or distress. Diagnosing OUD/SUD/BUD requires a thorough evaluation, which may include obtaining the results of urine drug testing and prescription drug monitoring program (PDMP) reports, when OUD/SUD/BUD is suspected. A diagnosis is based on specific criteria such as unsuccessful efforts to cut down or control use, or use resulting in social problems and a failure to fulfill obligations at work, school, or home, among other criteria.
STIMULANT USE DISORDER	
BENZODIAZEPINE USE DISORDER	
SUSPECTED MISUSE	Any encounters that possibly leading to the above descriptions with such providers' comments as "requesting prescription refills (at emergency department)", "drug-seeking behavior", and "frequent ER visitor for the same complaint for chronic pain and requesting 'stronger' medication". Also, cases where providers indicate there is possibility for misuse on the EHR system or when patients inform that they took Oxycodone (for example) and no PDMP data to support the patients' statement.

SENTINEL SITES

Commonwealth Healthcare Corporation (CHCC)
ER - Emergency Room, PCAP - Primary Care Access Point,
CC - Children's Clinic, FCC - Family Care Clinic, WC - Women's
Clinic,
THC - Tinian Health Clinic, RHC - Rota Health Center

Private Clinic

KICH - Kagman Isla Community Health,
TICH - Tinian Isla Community Health,
SICH - Southern Isla Community Health,



Commonwealth Healthcare Corporation

Commonwealth of the Northern Mariana Islands



CNMI Weekly Notifiable Disease Report

EPI WEEK 45

EPI WEEK DATE: November 05 – November 11, 2023

In the table below, weekly and year to date counts are displayed through epi week 45. Additionally, a 3-year weekly average of incident counts comparing the incident count for this time period to the average of the previous 3 years (2020-2022) is included as well as incident rates for conditions that have counts greater than 20. Rates cannot be calculated for counts less than 20 due to statistical unreliability.

Condition	Epi Week 45	2023 YTD	3-year weekly average counts	2023 YTD Incidence Rates*	2022 Incidence Rates*
Enteric					
Campylobacter	2	30	1	58.5	81.6
Ciguatera fish poisoning	0	2	0	3.9	7.8
Salmonella	0	28	0	54.6	44.7
Environmental					
Elevated Blood Lead Levels	0	4	0	7.8	9.7
Sexually Transmitted					
Chlamydia	1	198	4	386.0	423.5
Gonorrhea	0	33	0	64.3	33.0
Syphilis	0	2	0	3.9	5.8
Respiratory					
COVID-19	4	963	14	1877.4	19061.7
Post-Vaccine	2	716	7	1395.8	12594.5
Tuberculosis					
TB, Confirmed	0	14	0	27.3	44.7
TB, Under Investigation	0	28	0.4	54.6	54.4

*Rate per 100,000; Data are preliminary and subject to change. CNMI population estimates were determined using 2022 & 2023 Census International Database (https://www.census.gov/data-tools/demo/idb/#/country?YR_ANIM=2021&COUNTRY_YR_ANIM=2021&FIPS_SINGLE=CQ)



Commonwealth Healthcare Corporation

Commonwealth of the Northern Mariana Islands



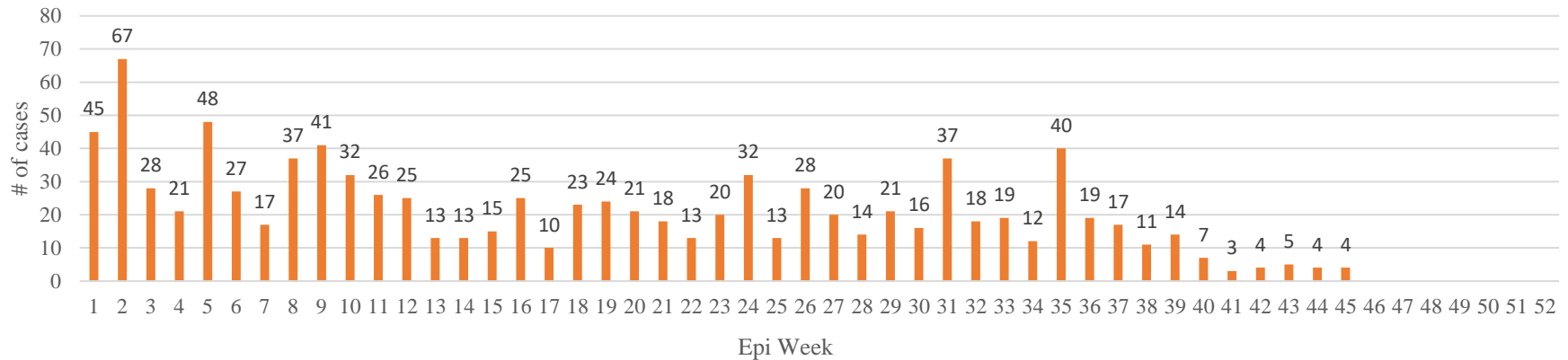
CNMI Weekly COVID-19 Surveillance Report

EPI WEEK 45

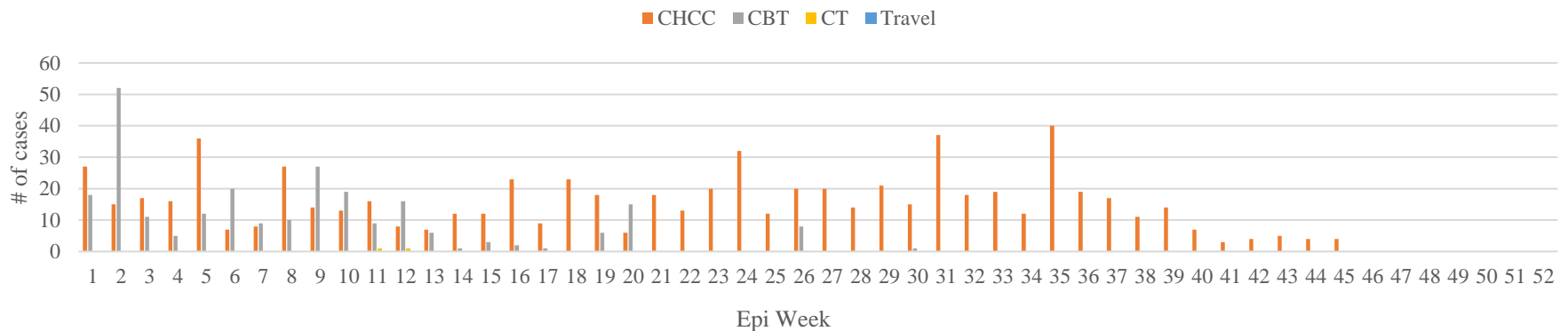
EPI WEEK DATE: November 05 - November 11, 2023

For additional COVID-19 data, please visit this link: <https://chcc.datadriven.health/ui/99/dashboard/cbaeede2-4f75-11eb-b380-0242ac1d004a>

Covid-19 Cases Reported, January 01, 2023 - November 11, 2023



Covid-19 Diagnoses Source, January 01, 2023 - November 11, 2023



*Data are preliminary and subject to change.



Commonwealth Healthcare Corporation

Commonwealth of the Northern Mariana Islands



CNMI Weekly Health & Vital Statistics Report

REPORTING PERIOD: EPI YEAR 2023 as of EPI WEEK 45

The statistics on births, deaths, and causes of deaths in this report are derived from birth and death registrations processed daily at the Health and Vital Statistics Office.

<ul style="list-style-type: none">• Number of births: 8(510)• Average: 11(per week)• Infections present and/or treated during pregnancy:<ul style="list-style-type: none">○ Chlamydia: 0(8)○ Gonorrhea: 0(1)○ Syphilis: 0(0)○ Hepatitis B: 0(3)○ Hepatitis C: 0(1)○ COVID-19: 0(0)• Substance use during pregnancy:<ul style="list-style-type: none">○ Cigarette smoking: 0(14)○ Betelnut chewing: 2(57)○ Betelnut chewing + tobacco: 2(47)○ Alcohol use: 0(15)○ Drug use: (Cannabis, Crystal meth-Ice, Opioid, Others, etc.) 0(15)○ E-Cigarette use: 0(1)<ul style="list-style-type: none">○ 3 months before pregnancy 0(1)○ During pregnancy 0(0) <p>Note: On 10-8-2023, E-Cigarette use is added to HVSO Birth Medical Certificate Form.</p> <ul style="list-style-type: none">• Maternal risk factors in pregnancy:<ul style="list-style-type: none">○ Pre-pregnancy DM: 0(16)○ Gestational DM: 1(57)○ Pre-pregnancy HTN: 0(18)○ Gestational HTN: 0(26)• Infant risk factors (Low survival births)<ul style="list-style-type: none">○ Birth weight < 1500 grams: 0(7)○ Birth weight < 2500 grams: 1(50)○ Gestation age < 37 weeks: 1(55)	<ul style="list-style-type: none">• Number of deaths: 6(196)• Average: 4(per week)• Number of deaths who received COVID-19 vaccine: <table><tr><th>Age range:</th><th>< 5</th><th>≥ 5</th><th>12-17</th><th>18 & over</th></tr><tr><td>N° of death</td><td>0(10)</td><td>0(0)</td><td>0(0)</td><td>6(186)</td></tr><tr><td>N° Vaccinated</td><td>0(2)</td><td>0(0)</td><td>0(0)</td><td>4(148)</td></tr><tr><td>% Vaccinated</td><td>20%</td><td>0%</td><td>0%</td><td>100%</td></tr></table> <ul style="list-style-type: none">• Mortality Surveillance: 6(196)<ul style="list-style-type: none">○ Non-communicable diseases: 6(157)<ul style="list-style-type: none">○ Cancer related deaths 0(45)○ Tobacco related deaths 0(19)○ COVID-19 related deaths: 0(2)<ul style="list-style-type: none">○ COVID-19 other contributing conditions¹ 0(4)○ Fetal Deaths²: 0(4)○ Infant Deaths: 0(8)○ Children (aged 1 - 4 years) Deaths: 0(2)○ Maternal Deaths: 0(0)○ Accident or Injury Related Deaths³: 0(5)<ul style="list-style-type: none">○ Drowning: 0(1)○ Suicide: 0(2)○ Traffic fatality: 0(2)○ Drug and/or opioid overdose: 0(1)○ Poisoning: 0(0)	Age range:	< 5	≥ 5	12-17	18 & over	N° of death	0(10)	0(0)	0(0)	6(186)	N° Vaccinated	0(2)	0(0)	0(0)	4(148)	% Vaccinated	20%	0%	0%	100%
Age range:	< 5	≥ 5	12-17	18 & over																	
N° of death	0(10)	0(0)	0(0)	6(186)																	
N° Vaccinated	0(2)	0(0)	0(0)	4(148)																	
% Vaccinated	20%	0%	0%	100%																	

¹ Other significant condition contributing to death but NOT resulting in the underlying cause. ² Fetal deaths = Fetus weighed ≥ 350 grams, or fetal demise > 20 weeks of completed gestation.

³ Accident or Injury related deaths = Manner of death beyond Natural Causes: accidental deaths (traffic and drowning), suicide, drug overdose, and poisoning.



Commonwealth Healthcare Corporation

Commonwealth of the Northern Mariana Islands

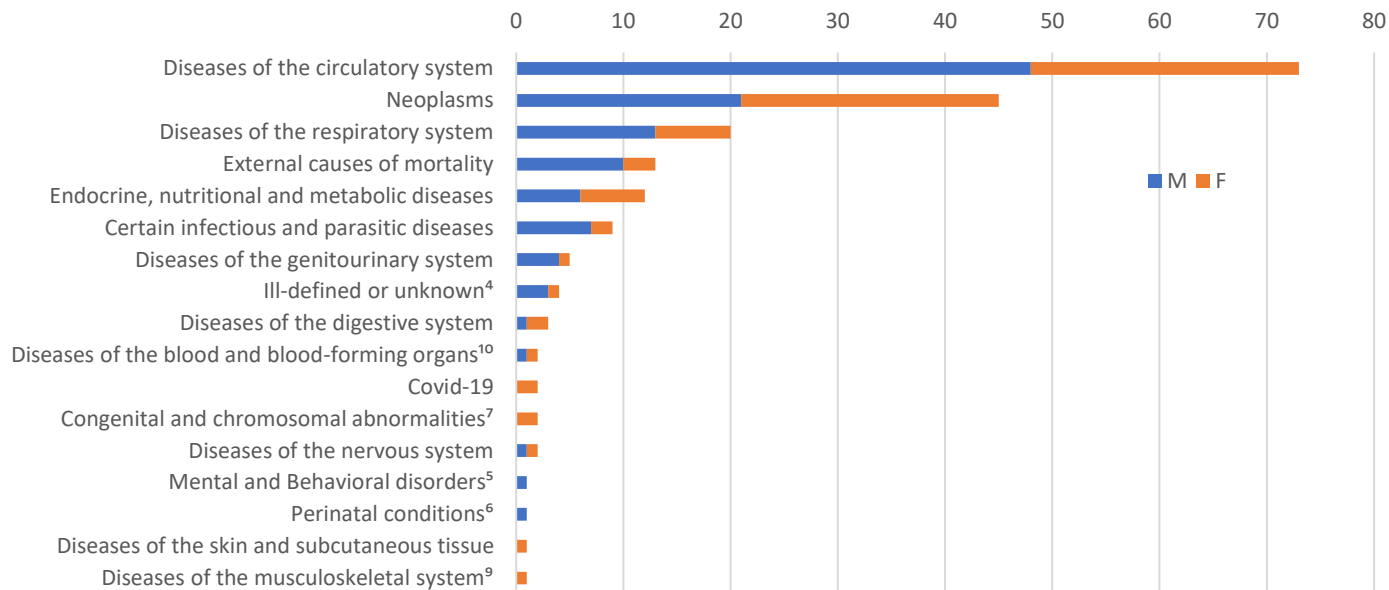


CNMI Weekly Health & Vital Statistics Report

REPORTING PERIOD: EPI YEAR 2023 as of EPI WEEK 45

The statistics on births, deaths, and causes of deaths in this report are derived from birth and death registrations processed daily at the Health and Vital Statistics Office.

Disease-specific causes of death by sex, January 1 - November 11, 2023



⁴Symptoms, signs and abnormal clinical and laboratory findings, not elsewhere classified; ⁵ Mental, Behavioral and Neurodevelopmental disorders; ⁶Certain conditions originating in the perinatal period; ⁷Congenital malformations, deformations and chromosomal abnormalities; ⁸Injury, poisoning and certain other consequences of external causes; ⁹Diseases of the musculoskeletal system and connective tissue, ¹⁰Diseases of the blood and blood-forming organs and certain disorders involving the immune mechanism

Vital events reported, January 1 - November 11, 2023

